

Instruction sheet for new aluminium shaft




DESCRIPTION : Assembly for the new aluminium shaft.

Used in product: Prizma


CAT. Part No : 970-000-4072




		DATE	NAME	SIG.
Work Check No.	REV.	APPROVED BY :	22/02/2016	Daniel Cohen Khallas
	A	SHEET 1 Of 4		



Disconnect the
cable of the
motor



Unscrew 4
screws of the
motor shaft house



Unscrew 3
screws on
top and pull
out the black
pin

