

# Instruction sheet for installing PT-100 (Temperature sensor) in acrylic cell




**DESCRIPTION :** Instruction sheet for installing PT-100 (Temperature sensor) in acrylic cell




**Used in product:** HG-702/HG-302/HG-602/HG-202

**CAT. Part No :** 970-110-8078

		DATE	NAME	SIG.
Work Check No.	REV.	APPROVED BY :	11/12/2017	Daniel Cohen Khallas
	A	SHEET 1 Of 2		



Put 3 layers of Teflon on the temperature sensor




Insert the connector to the Temperature sensor

Assemble the Temperature sensor to the cell



HG-302/702



HG-202/602